




Rhythm Pies!™



Lenna R. Harris



Dear Music Teacher:

Keeping the beat is as natural to children as breathing. Teaching rhythm to children can be easy, but many conventional counting methods are not easy for children. We expect students to divide musical measures into fractional parts as early as first grade but fractions are not taught until fourth or fifth grade.

By the age of five or six, children can tell you how many parts are in a word and they love clapping games. They can easily repeat clapped rhythms. Rhythm Pie™ Charts use flavor syllables and colorful charts to enable students to label rhythms while sparking creativity and self confidence.

I start using Rhythm Pie™ Charts with my Kindergarten class and continue using them throughout their elementary years. The charts are helpful when teaching third graders melody instruments. Students begin to make the connection between music and mathematics and are able to successfully transition from feeling rhythms to reading rhythms.

The CD ROM enables you to print parts for your students. You can print the Rhythm Pie™ Charts in black and white or in color if you have a color printer. Reproducible rights are granted only to the teacher purchasing the book for use with his or her students. We ask that each teacher wishing to use this book purchase their own copy.



Music will serve as a source of joy and accomplishment throughout students' lives. By teaching music reading skills, Rhythm Pie™ Charts encourage young students to participate in chorus, band and orchestra. It is my sincere hope that your use of Rhythm Pie™ Charts will aid in instilling a love of music in your students.

Musically yours,



Lenna Harris

Illustrations: Sasha Walsh
Design: Robin Feuerstein
Cover Design: Linda Neely Andrus



Copyright © 2010 by Macie Publishing Company
All Rights Reserved. Printed in Thailand.





Ap-ple




Lem-on



Cher-ry




Pump-kin






Make Your Own

Name _____





Pie




Pie



Pie




Pie



Cherry



Pie



Cherry



Pie

